


DAY 4 - HANNAH



**THE LORD WILL
MAKE YOU STRONG
HE WILL SAVE YOU**

★ GOD OF THE UNDERDOGS ★

Vacation Bible School

DAY 4

**THE LORD WILL MAKE YOU STRONG
HE WILL SAVE YOU**


**I SAMUEL
2:1-2**

Overview

Day 4 Theme - The LORD will make you strong. He will save you.

Scripture Focus - I Samuel 2: 1-2

Memory Verse - I Samuel 2: 1a,2C - The Lord has filled my heart with joy. He has made me strong. There isn't any Rock like our God.



Gally Gator Games - Cats & Fish

Snack in Lennie Lion Lounge - Callie Cat Chow or Wiskers in Callie Cat "Soup"

Callie Cat Crafts - Ichthys (The Jesus Fish)

Pennie Penguin Missions Focus - Bringing Hope & Healing to Children with Clubfeet & Others - D.R.

Doc Duck Discipleship - PRAY

Opening Session



Welcome - A very effective way to signal to the children that it is time to begin, is by opening with a song. Based on the music you determine to use for your VBS, select a song or two that you will use as your opening music. As the week moves on, children will pick up on the fact that when they hear this music, it is time to get things started.

Greetings - Take a moment to welcome the children, expressing how excited you are that they have come to VBS. Introduce yourself and your rotation leaders again, along with the other volunteer or staff members that the kids will be interacting with during Day 4 of VBS.

Opening Prayer - Invite Christ into your VBS by opening each night with a prayer. You might consider asking someone different each night to offer this prayer.

Opening Skit - Take a moment to introduce the opening skit by reading the following:

All this week, we have been introduced to a number of friends who have been helping us learn about God and His love for us. This includes those who are sometimes called underdogs. An underdog is someone who may feel that the whole world is against them. They may think that they are not important, and that nothing they do makes a difference. As we have already learned during the first two days of VBS, when someone puts their trust in God, they are never really underdogs. When you feel like an underdog, remember that God is always their for you. Our Day 3 Underdog, Doc Duck is back with us today, and he has brought with him our Day 4 Underdog, Callie Cat.

Mission Offering Project - The Kids Reaching Kids Mission Offering Project for 2015 is called *In His Name: A Place for Children with Special Needs*. The Scripture basis is from Matthew 18:5, NIRV, *Anyone who welcomes a little child like this in my name welcomes me*. To find additional information, including promotional videos, visit krknaz.com.

Concluding the Opening Session - A great way to get the kids fired up as they prepare to move onto the VBS rotations that you have planned is to have the children sing another song. The song you use as you close the opening session can also be used at the end of the night to open the closing session.



Day 4 Opening Skit



OPENING SKIT



As the skit opens, we find the Day 3 Underdog, Doc Duck, in his home. Doc's home is a little cluttered, and he is busy working on cleaning up the mess. Doc hears a knock at his door. (Sound of door knocking should come from off the stage. Callie Cat, the Day 4 Underdog, is also off stage and out of sight.

Doc Duck: (Doc hears the knock at his door; and, without stopping his cleaning activities, he responds.) Come in.

Callie Cat: (Callie Cat walks in very slowly. She moves across the room in a timid fashion. Doc has not stopped his cleaning activities; and, up to this point, he has not even stopped to see whom he has just invaded into his home.) Mr. Duck?

Doc Duck: Yes.

Mr. Doc Duck? (Have your leaders prepared once again to respond with "Goose" each time Doc's full name is said.)

Doc Duck: (Upon hearing "Goose," Doc pauses his cleaning activities and takes a moment to look out over the kids in the audience, giving the impression that he has heard them but also hinting at the fact that he now knows what is going on.) Yes, I am Doc... (He pauses and quickly looks out at the kids to see if they are about to respond with "Goose".) And yes... (pausing again and giving the kids another sly look.) I am a Duck. What can I do for you?

Callie Cat: My name is Callie Cat. (Both Callie and Doc pause to see if there is any response from the kids when they hear her name. When they hear nothing, they both shrug their shoulders, and Callie continues.) I wanted to talk to you about fishing.

Doc Duck: Fishing, well that is a topic that I have a lot of experience with. What about fishing do you want to talk to me about?

Callie Cat: I come from a long line of successful fishing cats. The whole cat community is known for their fishing expertise.

Doc Duck: Yes, I am aware of that. So what does this have to do with me?

Callie Cat: I have never caught a fish, not one. And for a cat, well it's almost like being an aligator who can't swim. (Callie makes a reference to the Day 1 skit. The children who were in attendance that night should be able to make the connection.)

Doc Duck: Can you imagine? An aligator that can't swim. I am not sure that is even possible.

Callie Cat: So you can understand what I am going through. And to make it worse, several of the cats who live near me make fun of me. They tease me about my lack of fishing skills.

Doc Duck: I am very sorry to hear that, Callie. Nobody should ever tease anyone for any reason, especially when they know that their teasing makes the person feel bad.

Callie Cat: Can you give me any advice with the fishing and with the teasing?

Doc Duck: When it comes to fishing or anything challenging we face in life, I have found that going to God in prayer is always the best plan.

Callie Cat: Do you think if I prayed, God would help me? Do you think He would even consider my prayer worth answering?

Doc Duck: Have you ever heard of the story of Hannah from the Bible?

Callie Cat: Wasn't she the mother of Samuel?

Doc Duck: That is right. But before she became the mother of Samuel, she was convinced she would never have the chance to be a mother. Hannah felt like an underdog. Hannah lived at a time when, if a woman was not able to have children, people would look down at them and treat them poorly.



(Continue from the previous page)

Callie Cat: That is terrible. What did she do?

Doc Duck: She took her need to God, and she prayed. She asked God for a child. She told God that if He would answer her prayer and give her a son, she would give her son back to God.

Callie Cat: Give her son back to God?

Doc Duck: Yes. She promised that when her son was old enough, she would take him to the temple where he could serve God.

Callie Cat: Did God answer her prayer?

Doc Duck: Yes, he did. God knew that she desperately wanted to have a child so that people would stop teasing her, but He also could see Hannah's heart. He knew that her motives were not selfish. He knew that if He answered her prayer, Hannah would be true to her word. And that is what happened. When her son Samuel was old enough, she took him to the temple where Samuel spent his life in service to God.

Callie Cat: It seems like God really understood how painful it is was for Hannah when people would tease her. Do you think God understands what I am going through?

Doc Duck: Yes, I do. And I believe that if you will ask Him to help you, He will answer your prayer.

Callie Cat: I think that is probably the best advice that I could have ever received. Thank you, Doc. Duck. (GOOSE is heard coming from the kids and leaders. Both Callie and Dock smile and look very pleased upon hearing the response from the kids.)

Doc Duck: I guess it is nice to know that someone out there is listening after all.

Closing Session

Greetings - Take a moment to greet the children to the closing session. This is a perfect opportunity to review with the children what they learned during the Day 4 - Bible Story about Esther. Take some time to review the story and ask the children some key questions from the lesson. You may also choose to ask one of the children to recite the Day 4 - Memory Verse from 1 Samuel 2: 1a, 2c.

Closing Skit - Take a moment to introduce the closing skit by reading the following: All this week we are going to be introduced to a number of friends who are going to help us learn about God and His love for us. Remember from the opening session that we learned that an underdog is someone who may feel that the whole world is against them. They may think that they are not important, or that nothing they do makes a difference. But this does not mean that God does not care about them. Nor does it mean that they do not have a part in His plan. Now let's once again give our attention to tonight's underdog, Callie Cat, and our underdog from yesterday, Doc Duck.

Mission Offering Project - Remind the children of the Kids Reaching Kids Mission Offering Project, *In His Name: A Place for Children with Special Needs*. Announce the total of the offering collected in the opening session. Encourage the children to share with their friends and family about Kids Reaching Kids, and this year's Mission Offering Project..

Concluding the Closing Session - A great way to wrap up each night of VBS is by closing with a final song. Following the song, take a moment to once again review with the children the key insights and lessons that were taught during VBS that day. Make important announcements for both the children and your leaders. Close the evening in prayer.





Day 4 Closing Skit - As the skit opens, we find our Day 3 Underdog Doc Duck putting the final touches on his effort to clean up his house which he was in the middle of doing before Callie Cat came to pay him a visit in today's opening skit. Have all the clutter that was apparent in the opening skit straightened up. As Doc places the last item of clutter into its place, have Doc pick up a can of air freshner.



Doc: (Doc sprays some of the air freshner into the air. As he smells the fresh clean air, he has a very satisfied look on his face.) Perfect. Absolutely perfect. My house is clean, and it smells great, and... (Doc pauses for a moment. He begins to sniff around the room, apparently surprised by the smell of some oder that he was not expecting.) What is that smell? I think it might be coming from around my front door. (At that moment a knock is heard from off the stage.) Hmmm, I think something with a very strong oder is at my door. (Somewhat apprehensively, Doc once again invites in the guest at his door.) Uhhhh, come in.

Callie: (Callie enters Doc's home with what is obviously a large catch of fish hanging from a stick.* Doc Duck! (Goose is once again heard coming from the audience.) It worked! Look, I caught a bunch of fish!

Doc: I can sme... (Doc starts to say smell as he pinches his nose, but catches himself before he finishes the word.) I mean, I can see that you did. Can I assume that your fishing skills have improved?

Callie: Oh Doc, I can't believe it. I took your advice. After I left here earlier, I went and I prayed to God. I asked God to help me be able to catch a fish. I told Him that if He would help me learn how to catch a fish, I would share all of the fish with my family, my friends, and even those cats who have been teasing me. And look at these fish. Can you believe that I caught all of these fish?

Doc: And you decided that I was going to be the first person you shared your catch with?

Callie: Actually, no. The first people I shared some fish with were those cats who had been teasing me. And boy, were they ever surprised.

Doc: That is great news, Callie. What was their reaction?

Callie: They were speechless at first. Then, once they realized that I had caught a bunch of fish, and that I had come to share some of the fish with them, they realized that what they had been doing to me when they teased me was not right. They apologized for having been so mean to me, and they invited me into their home where we had a big feast with all the fish I had caught. You would not believe how wonderful it was to smell all those fish cooking, fish that God had helped me catch.

Doc: (Still pinching his nose.) Oh, I think I have some idea of what that might have smelled like.

Callie: (Callie pauses and takes a quick look around Doc's newly cleaned home.) Wow, Doc, you really did a nice job of cleaning up your home. With all that clutter put away, it appears to have room for some fish! (Callie extends the fish toward Doc, putting them right up to Doc's face.)

Doc: I think I can find a place for those fish you have brought me. (Doc pauses as he tries to think of a place to store the smelly fish. Suddently Doc thinks of the perfect place.) Have I ever showed you the pond I have in my back yard?

Callie: No, I don't believe you have. Let me know where to put these fish, and then you can show me the pond.

Doc: Why don't you just bring those fish with you. I think they would like seeing the pond too.

***The Day 4 Callie Cat craft includes instructions and a pattern for making a fish. You can use them to create a number of fish that you can attach to a stick with string.**



Day 4 - Bible Story

Leader - Read the following summary of the story of Hannah. Following the summary, there are a number of discussion questions for you to share with the children. You may need to make adjustments to the questions depending on the education or age level of the children.

BIBLE STORY



Day 4 Bible Story - Hannah: The Powerful Prayer - I Samuel, Chapters 1 & 2. The underdog from the Bible today is Hannah. Hannah clearly thought of herself as an underdog. Hannah was married to a man named Elkanah. Elkanah had a second wife, Peninnah. During Bible times, it was not uncommon for men to have more than one wife. This practice typically helped to protect unmarried women who would have had no way of supporting themselves.

Another very common practice during this same time period was the belief that women who gave birth to children were blessed by God. Those women who had no children were often looked down upon. This was the case with Hannah. While Hannah had been unable to have any children, Peninnah, Elkanah's other wife, had several children. To make Hannah's situation even more difficult, Peninnah teased Hannah. Not only did Hannah see herself as an underdog, but many others who knew her also believed this; and they treated her poorly.

Hannah's husband, Elkanah, was not one of those who viewed Hannah as an underdog. He loved Hannah very much, and he tried to make Hannah not feel so bad about not having children. But Hannah, convinced that she was an underdog, became more and more unhappy.

Finally, when Hannah could not bear her situation anymore, she decided to plead to God for a child. Unlike the way Christians view prayer today, the people we read about in the Old Testament felt that they needed a priest to take their needs to God. Once every year, people would travel to the temple to worship God and make sacrifices for their sins. On one such trip, Hannah was overcome by her sadness and knelt to pray at the entrance of the Temple. This was Hannah's prayer that day:

"LORD, you rule over all. Please see how I'm suffering! Show concern for me! Please give me a son! If you do, I'll give him back to the LORD. Then he will serve the LORD all the days of his life" (I Samuel 1: 11b.).

The priest Eli saw Hannah praying. This was not something he was used to seeing, and he became convinced that Hannah must have drunk too much wine. Eli confronted Hannah and told her to stop drinking too much wine.



Hannah explained to Eli that he was mistaken. Hannah said to Eli:



“That’s not true, sir,” Hannah replied. “I’m a women who is deeply troubled. I haven’t been drinking wine or beer. I was telling the LORD all my troubles. Don’t think of me as an evil woman. I’ve been praying here because I’m very sad. My pain is so great” (I Samuel 1: 15-16).

Eli told Hannah “Go in peace. May the God of Israel give you what you have asked him for” (I Samuel 1: 17).

Hannah returned home with her husband, and not long after Hannah gave birth to a son. She named her son Samuel; and once Samuel was old enough, Hannah kept the promise she had made to God. She took Samuel to the temple where Eli the priest would raise Him in God’s temple. There Samuel could serve the Lord all of his life. Samuel would eventually became a very influential priest who was blessed by God.

In response to God’s blessing on her life, Hannah prayed a special prayer of thanksgiving to God. Her prayer can be found in I Samuel chapter 2. A portion of her prayer is the key Scripture for Day 4.

“The LORD has filled my heart with joy. He has made me strong. There isn’t any Rock like our God” (I Samuel 2: 1a, 2c).

Discussion Questions

The story of Hannah helps children learn about the importance and power of prayer. The discussion time for Day 4 will be used to help children focus on the need for daily prayer in their lives.

Ask the children - Have you ever felt like an underdog? (Allow children to respond.) Say to the children - In Hannah’s day, when people felt like underdogs, they often felt powerless. If they wanted to seek God’s help, they were required to travel to the temple, offer a sacrifice, and ask the priest to take their needs to God.

Say to the children - Today Christians no longer have to make sacrifices at a temple. This is because when Jesus died on the cross, He became the final sacrifice. Not only did Jesus’ death on the cross allow us to have our sins forgiven, it also meant that Christians no longer had to seek an earthly priest. Jesus is our priest, and you don’t even have to go to church to take your needs to Him. You can pray at any time and in any place, and Jesus will hear your prayers.

Ask the children - How many of you take time each day to pray? (Allow children to respond.) Say to the Children - Taking time to pray every day to God is one of the most important things you can do as one of His disciples.

The Doc Duck Discipleship Activity for Day 4 will continue this emphasis on prayer. It will help children establish and experience a powerful daily prayer life. If your VBS does not include a Doc Duck Discipleship rotation, you can use the activity with this Bible Story.





Day 4 - Memory Verse

Leader - Depending on the educational level or age of the children, you may choose to have them attempt to memorize only a portion of the Scripture. In the case of the Day 4 - Memory Verse, you may choose to use only one of the two verses. Also, the Pennie Penguin card that is included with the Daily Theme and Scripture cards features I Samuel 2: 1a, 2c. If you plan to distribute these cards to the children, then it might be better to focus on that portion from these verses.



I Samuel 2:1-2

1 Then Hannah prayed. She said, "The Lord has filled my heart with joy. He has made me strong. I can laugh at my enemies. I'm so glad he saved me. 2 "There isn't anyone holy like the Lord. There isn't anyone except him. There isn't any Rock like our God.

Bible Memory Activity

Creating an association between a portion of a memory verse and a symbol is a great way to help children memorize Scripture. For Day 4 - Bible Memory, we have provided you with eight images that you can use to help the children of your Vacation Bible School memorize the Day 4 - Memory Verse, I Samuel 2: 1-2. (If you choose to only use the shorter portion of the memory verse, I Samuel 2: 1a, 2c, then you will only be using 3* of symbols.

Here is a list of the eight symbols, and the portion of the verses to be associated with the symbol.



Praying Hands - Then Hannah prayed.



Heart - The Lord has filled my heart with joy.



Flexed Muscle - He has made me strong.



Laughing Face - I can laugh at my enemies.



Red Cross - I's so glad he saved me.



Dove - "There isn't anyone holy like the Lord.



Number 1 - There isn't anyone except him.



Rock - There isn't any Rock like our God.

An 8.5 x 11 inch version of each of the symbols above in full color or black & white are available in the additional resources section on the Day 4 - Hannah resource page at www.gotuvgs.com.

As you show the children each symbol, say the portion of the verse associated with the symbol with the children. After you have done this several times, have the children say the portion of the verse associated with the symbol as you or another child holds up the symbol without any assistance.

You can also find a small chart containing these symbols and the portion of the verse they are associated with included in the additional resources section. You can print off one for each child.



DAY 4 - CRAFTS

CALLIE CAT CRAFTS

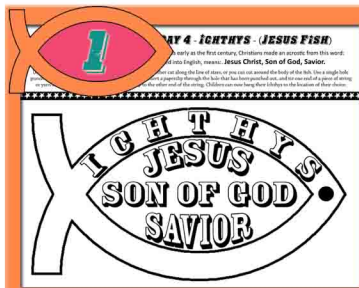
The craft idea included on this page was chosen with the goal of giving churches a simple, fun, and effective way to enhance what the children will be learning during Day 4 and all week during the *God of the Underdogs* VBS.

CRAFT IDEA - ICHTHYS (THE JESUS FISH)

The craft Idea for Day 4 *provides you* with an opportunity to introduce the children of your Vacation Bible School with the Jesus Fish. The Jesus Fish or "ichthys," which is the Greek word for fish, was a very early symbol of Christianity, predating the use of the Cross to represent Christianity.

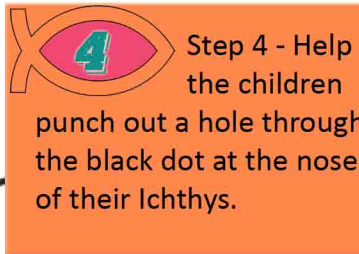


What is needed: Scissors, crayons or markers, string or yarn, small paper clips, hole punch, the Ichthys (Jesus Fish) student activity sheet. You can find this in the Additional Resources section of the Day 4 - Hannah webpage at www.gotuvbs.com. You will need one activity sheet for each child.



Step 1 - Each child will need an Ichthys activity sheet. Read the information on the sheet to the students, explaining the origins of the Ichthys,

and the acrostic the early Christians developed as a way of declaring who they believed Jesus to be.



Step 4 - Help the children punch out a hole through the black dot at the nose of their Ichthys.



Step 5 - Help the children slide a small paper clip through the hole in their Ichthys' nose.




Children can take their Ichthys home with them where they can hang their Ichthys from almost anywhere, reminding them that Jesus is the Son of God and their Savior.

Consider making several Ichthys beforehand. Hang the Ichthys where the children can see them while they are creating their own.



Step 2 - Have the children color their Ichthys with crayons or markers.



Step 3 - Assist the children in cutting out their Ichthys.



Step 6 - Have the children tie their string or yarn to both small paper clips.



DAY 4 - SNACKS

On this page you will find two snack ideas that you may choose to incorporate into your Vacation Bible School.

LENNIE LION LOUNGE SNACKS



SNACK IDEAS - Callie Cat Chow or Wiskers in Callie Cat "Soup"

Callie Cat Chow

(Commonly known as Puppy Chow)

Ingredients:

- ★ 1/2 cup peanut butter
- ★ 1/4 cup butter
- ★ 1 cup chocolate chips
- ★ 1/2 teaspoon vanilla
- ★ 9 cups Crispix or Chex cereal (Any Flavor)
- ★ 3 cups powdered sugar



Instructions:

1. Combine peanut butter, butter and chocolate chips in a microwave safe bowl.
2. Microwave for one minute then stir to blend all ingredients thoroughly. Add 1/2 teaspoon vanilla. Stir well.
3. Place the 9 cups of Crispix cereal in a very large bowl.
4. Pour the peanut butter-chocolate mixture over the cereal and toss evenly, making sure all the cereal gets a good covering.
5. Place the powdered sugar in a large zip-lock type plastic bag.
6. Add the peanut butter-chocolate cereal mixture to the bag, leaving enough room for the Callie Cat Chow to be shaken (you may have to divide the mixture into smaller batches, coating one batch at a time).
7. Shake the bag vigorously to evenly coat each piece of the Callie Cat Chow with powdered sugar.
8. Once the mixture is fully coated, place in a large serving bowl.
9. Coat any additional pieces by shaking the mixture in the powdered sugar filled bag. Add powdered sugar to the bag as needed until all the mixture is coated.

Makes 8-12 Servins

Wiskers in Callie Cat "Soup"

Ingredients:

- ★ Potato Sticks (1 oz per child)
- ★ Catsup (Ketchup)

You will also need some Catsup (Ketchup) cups.

Instructions:

This snack idea takes very little prep time. Each child receives a serving of Wiskers (Potato Sticks) and a Catsup cup full of Cat "Soup" (Catsup) for dipping.



DAY 4 - GAMES

On this page you will find a game idea that you may choose to incorporate into your Vacation Bible School.



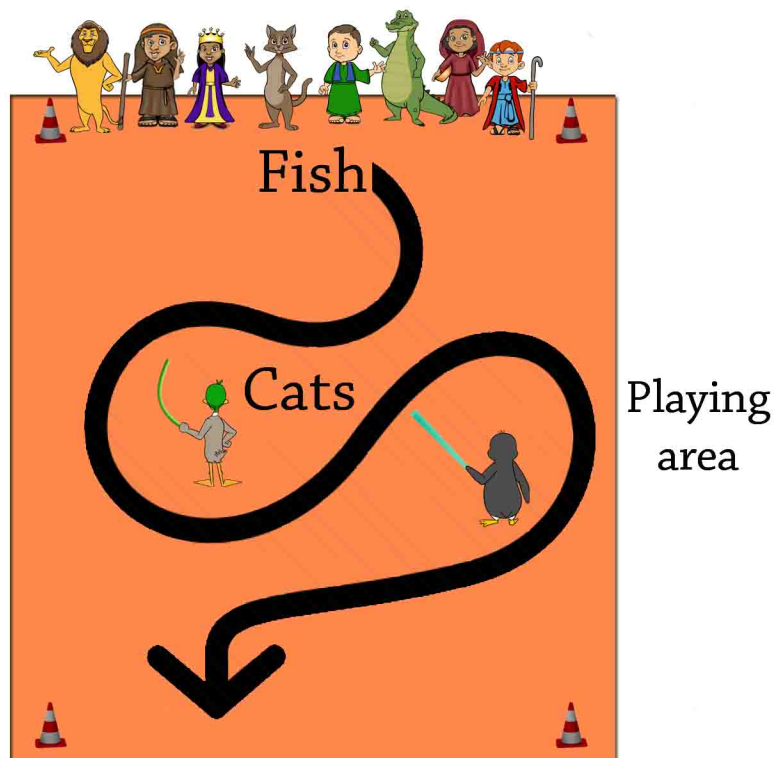
CATS AND FISH

What You Need - (4) CONES (PYLONS), 3-4 FOAM POOL NOODLES.

HOW TO PLAY - This is a very simple, fun, and exciting game for children. Use the four cones (pylons) to create a large rectangle playing area. The size of the playing area will depend on the space available to you, but a typical playing area for this game would be 20-30 feet wide and 40-60 feet long. Depending on the number of children in each group, select 1-4 children to be the cats. One cat for each 5 children is a good rule of thumb. Each of the cats will be given a foam pool noodle. The children who are not cats will be the fish. The fish will line up along one of the end lines between the cones (pylons). The cats stand near the center of the playing area.

The game starts when the leader shouts "FISH ON THE LOOSE." When the fish hear this, they must leave the end line they were standing on and attempt to run to the opposite end line without leaving the playing area. While they are attempting this, the cats are trying to catch them with their fishing poles (foam pool noodles). The cats successfully catch a fish by gently tagging the fish with their fishing pole. If a fish is caught, they must leave the playing area. The fish that are not caught will line up on the end line they just reached safely. Once all of the remaining fish are on the line, the leader will once again shout "FISH ON THE LOOSE," and the fish will again attempt to run to the opposite end line without being caught by the cats. The game continues until only one fish remains. The last remaining fish is the winner.

If you have time to play the game more than once, you may choose to have the winning fish become a cat in the next game. You may allow the winner to pick the other cats who will help them catch the fish.



Day 4 - Spiritual Truth

To be shared with the children following the game.

When I pray to my Father in Heaven,
I will ask Him to fill my heart with joy.
I will ask Him to make me strong.
God is my Rock!

DOC DUCK DISCIPLESHIP


LESSON PLAN - DAY 4

DOC DUCK DISCIPLESHIP

The following is a lesson plan that you can use with the **DOC DUCK DISCIPLESHIP** section on page 2 of the Day 4 Student Activity Sheet. Below is the same content that is found on the Student Activity Sheet. Read the information provided and lead the children through the discussion aids that have been included below to help you guide the children through this activity.

One of the most important daily habits of a disciple of Jesus Christ is prayer. Prayer gives Jesus' disciples a chance to speak to God, and a chance to allow God to speak to them. Prayer is also an opportunity to remember those people in your life who may need help from God. Some disciples use a mnemonic device to help them with their daily prayers. Using the letters from a word, each representing someone or something you would like to pray for, is one very popular mnemonic device. Doc has developed a mnemonic device using the letters from PRAY to help you with your daily prayers.

P RAY EVERY DAY!
R EMEMBER THOSE IN NEED.
A DMIT YOUR WRONGS.
Y OUR NEEDS.



8 x 5
Pray Chart

Have your children make their own PRAY chart. Find the chart pictured above in the Additional Resources section of the Day - 4 Hannah web page.

(Say) Getting into the habit of praying everyday is important for all Jesus' disciples. Some disciples like to start their day with prayer, while other choose to pray in the evening or right before bed. Think of time during your day that is best for you, and commit to spend a few minutes each day talking with Jesus. **(Say)** When you think of **P** from the word pray, remember to **Pray** every day.

(Say) Jesus told His disciples that they should love their neighbor as themselves. Your neighbor could be a member of your family, a friend, or almost anyone you might see during your day. Spending time each day in prayer for your neighbors, especially those that you know may need extra help from God, is an important part of a disciples prayer life. **(Say)** When you think of the letter **R** in the word pray, you should **Remember** to pray for those who need God's help.

(Say) Disciples of Jesus Christ are not perfect. Sometimes they mess up and find that they need to tell Jesus that they are sorry. An important part of a disciples prayer life is admitting when they have done something wrong. **(Say)** When you think of the letter **A** in the word pray, remember to **Admit** to God when you have done something wrong, and when you do, ask Jesus to forgive you of your wrongs.

(Say) Finally, Jesus told His disciples to bring their needs to Him. Jesus knows that there are times in your life when you will need His help. Making your requests to God when you pray is important for two reasons. 1. It shows that you are humble and that you know that you can't do anything without God's help. 2. It is a way to tell Jesus that He is the Lord of your life. **(Say)** When you think of the letter **Y** in the word pray, remember that Jesus wants you to share **Your** needs with Him.

PENNIE PENGUIN MISSIONS LESSON PLAN - DAY 4

PENNIE PENGUIN MISSIONS

Including a missions focussed activity as a part of your Vacation Bible School rotation is will help you begin to make this a reality. The Student Activity sheet for each day includes a Pennie Penguin Missions focus. On page 2 of the Day 4 - Student Activity sheet, you will find the information briefly describing a ministry that Kids Reaching Kids has recently supported. Take a few moments to read over the information about Bringing Hope & Healing to Children w/Clubfeet & Others - DR. - Mesoamerica Region, with the children. In addition to the information found on the Student Activity sheet, you can also find the fund two distribution informational pages on the Day 4 - Hannah webpage. These pages provides additional information about this ministry that you can share with the children of your local church.

Bringing Hope & Healing to Children w/ Clubfeet & Others - Dominican Republic

This project was a joint effort between Kids Reaching Kids (Sunday School & Discipleship Ministries), CURE International and the American Bible Society. In addition to providing surgical correction to 100 children with a clubfoot, these children and their families will receive customized Scripture resources to encourage them and will also be connected to a local church for ongoing support. Funds will help the American Bible Society partner with 40 local churches and their pastors to provide Scriptures, Scripture Portions and support to local families with children affected by physical disabilities. The resources have been developed to specifically minister to children and families faced with these circumstances and include testimonies from children and their families that have gone through a surgical intervention and rehabilitation experience. Brandy, picture here, is just one example of approximately 100 children born with clubfeet whose lives have been impacted through the efforts of this ministry. Find out more informatin about this ministry and other chidlren like Brandy on the Day 4 - Hannah webpage at www.gotuvbs.com.



Fund Distribution Pages



Day 4 - Pennie Penguin Missions Activity Sheet



In addition to the information describing the missions effort by Kids Reaching Kids, a special Pennie Penguin Missions Activity Sheet has been prepared to help you further enhance the missions education for the children at your Vacation Bible School. This can also be found on the Day 4 - Hannah webpage at www.gotuvbs.com, in the Additional Resources section.

The 2015 Kids Reaching Kids Mission Offering Project, **In His Name**, is raising money for ministries like Caring for Children with Disabilities that specialize in ministering to chidlren with special needs. When you visit the Kids Reaching Kids website at www.krknaz.com, you can find resources you can use to further inform the children about the types of ministries and children the offering will impact.

COMPASSION & EVANGELISM



GOD OF THE UNDERDOGS

VACATION BIBLE SCHOOL


★ PRAYER ★ THE WORD ★ DISCIPLESHIP ★
STUDENT ACTIVITY

DAY 4 ★ HANNAH

1 SAMUEL 2:1-2



Name _____



PRAYER

Dear Jesus,
Thank You for making me strong. Thank You
for always protecting me. Thank You for being my God.
Amen

In the puzzle below are a number of key words from the God of the Underdogs, Day 4 - Hannah, Vacation Bible School. Find each of these words, which are also found in the word list, and draw a line through them. As you do, a mystery phrase will appear from the remaining letters. Write that phrase on the lines below the puzzle.

THE WORD

1 SAMUEL 1:1-2

1 Then Hannah prayed. She said,
"The Lord has filled my heart with joy.
He has made me strong.
I can laugh at my enemies.
I'm so glad he saved me.
2 "There isn't anyone holy like the Lord.
There isn't anyone except him.
There isn't any Rock like our God.

S H D T H E S L O R
D G E A W I A H L L
M A O A L K V A G E
Y O U D R G E N N S
T R O N R T D N O C
I S A M U E L A R A
L G H H Y A D H T L
E O O A U W I N S L
L L R G L S A V U I
Y P H D E Y O U E



WORD LIST

CALLIE HEART LAUGH
SAVED GLAD LORD STRONG
HANNAH HOLY ISAMUEL
PRAYED UNDERDOGS



Write the Mystery Phrase Here

PENNIE PENGUIN MISSIONS

Bringing Hope & Healing to Children w/ Clubfeet & Others - Dominican Republic

This project was a joint effort between Kids Reaching Kids (Sunday School & Discipleship Ministries), CURE International, and the American Bible Society. In addition to providing surgical correction to 100 children with a clubfoot, these children and their families will receive customized Scripture resources to encourage them and will also be connected to a local church for ongoing support. Funds will help the American Bible Society partner with 40 local churches and their pastors to provide Scriptures, Scripture Portions and support to local families with children affected by physical disabilities. The resources have been developed to specifically minister to children and families faced with these circumstances and include testimonies from children and their families that have gone through a surgical intervention and rehabilitation experience. Brandy, picture here, is just one example of approximately 100 children born with clubfeet whose lives have been impacted through the efforts of this ministry. Find out more information about this ministry and other children like Brandy on the Day 4 - Hannah webpage at www.gotuvbs.com.



COMPASSION & EVANGELISM



BEFORE



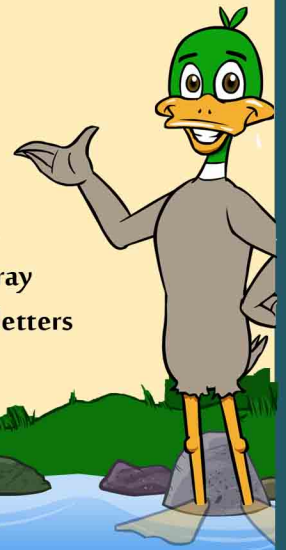
AFTER



DOC DUCK DISCIPLESHIP

One of the most important daily habits of a disciple of Jesus Christ is prayer. Prayer gives Jesus' disciples a chance to speak to God, and a chance to allow God to speak to them. Prayer is also an opportunity to remember those people in your life who may need help from God. Some disciples use a mnemonic device to help them with their daily prayers. Using the letters from a word, each representing someone or something you would like to pray for, is one very popular mnemonic device. Doc has developed a mnemonic device using the letters from PRAY to help you with your daily prayers.

P RAY EVERY DAY!
R EMEMBER THOSE IN NEED.
A DMIT YOUR WRONGS.
Y OUR NEEDS.



★ DAY 4 - SUMMARY ★

- ★ Hannah _____ . The Lord has filled my heart with _____.
- ★ Day 4 - Theme - The LORD will make you _____ .
He will _____ you.
- ★ The Day 4 Animal Underdog is _____ .
- ★ The Day 4 Memory Verse is from 1 Samuel 2:1-2. Share this verse with a friend or family member.

